



Constant Contact Survey Results

Survey Name: 2011 Walkathon Survey

Response Status: Partial & Completed

Filter: None

1/9/2012 10:14 PM PST

What was your overall satisfaction with the Fall Festival and Walkathon?

1 = Extremely dissatisfied, 2 = Somewhat dissatisfied, 3 = Neutral, 4 = Somewhat satisfied, 5 = Extremely satisfied

	1	2	3	4	5	Number of Response(s)	Rating Score*
	[Bar chart showing distribution of responses]					28	3.9

*The Rating Score is the weighted average calculated by dividing the sum of all weighted ratings by the number of total responses.





Did the incentives (t-shirt, water bottle, carabiners, ipod, raffle, etc.) influence your decision to donate or the amount you donated?

1 = Definitely did not donate more because of incentives, 2 = Likely did not donate more, 3 = Likely did donate more, 4 = Definitely donated more because of incentives








	1	2	3	4	Number of Response(s)	Rating Score*
	[Bar chart showing distribution of responses]				26	2.5

*The Rating Score is the weighted average calculated by dividing the sum of all weighted ratings by the number of total responses.

Did you like the time of day that the Walkathon / Fall Festival was held?



Answer	0%	100%	Number of Response(s)	Response Ratio
Prefer both during the school day and in the evening			21	67.7 %
Prefer only during the school day			1	3.2 %
Prefer only in the evening			4	12.9 %
No Response(s)			5	16.1 %
Totals			31	100%

What day of the week should the Fall Festival / Walkathon be held? (Choose all that apply)

Answer	0%	100%	Number of Response(s)	Response Ratio
Monday			3	12.0 %
Tuesday			3	12.0 %
Wednesday			12	48.0 %
Thursday			4	16.0 %
Friday			19	76.0 %
Saturday			3	12.0 %
Sunday			1	4.0 %
Totals			25	100%

Did you like the food selection? If no, please include what food options you would like.

1 = Extremely dissatisfied, 2 = Somewhat dissatisfied, 3 = Neutral, 4 = Somewhat satisfied, 5 = Extremely satisfied

Answer	1	2	3	4	5	Number of Response(s)	Rating Score*
Dixie's BBQ						24	3.4
Jamba Juice						21	3.7

*The Rating Score is the weighted average calculated by dividing the sum of all weighted ratings by the number of total responses.

What additional tables, activities, events, and/or information would you like to see at the Fall Festival / Walkathon?

12 Response(s)